

Programme 3

Information Management System

Noluthando Sihlezana

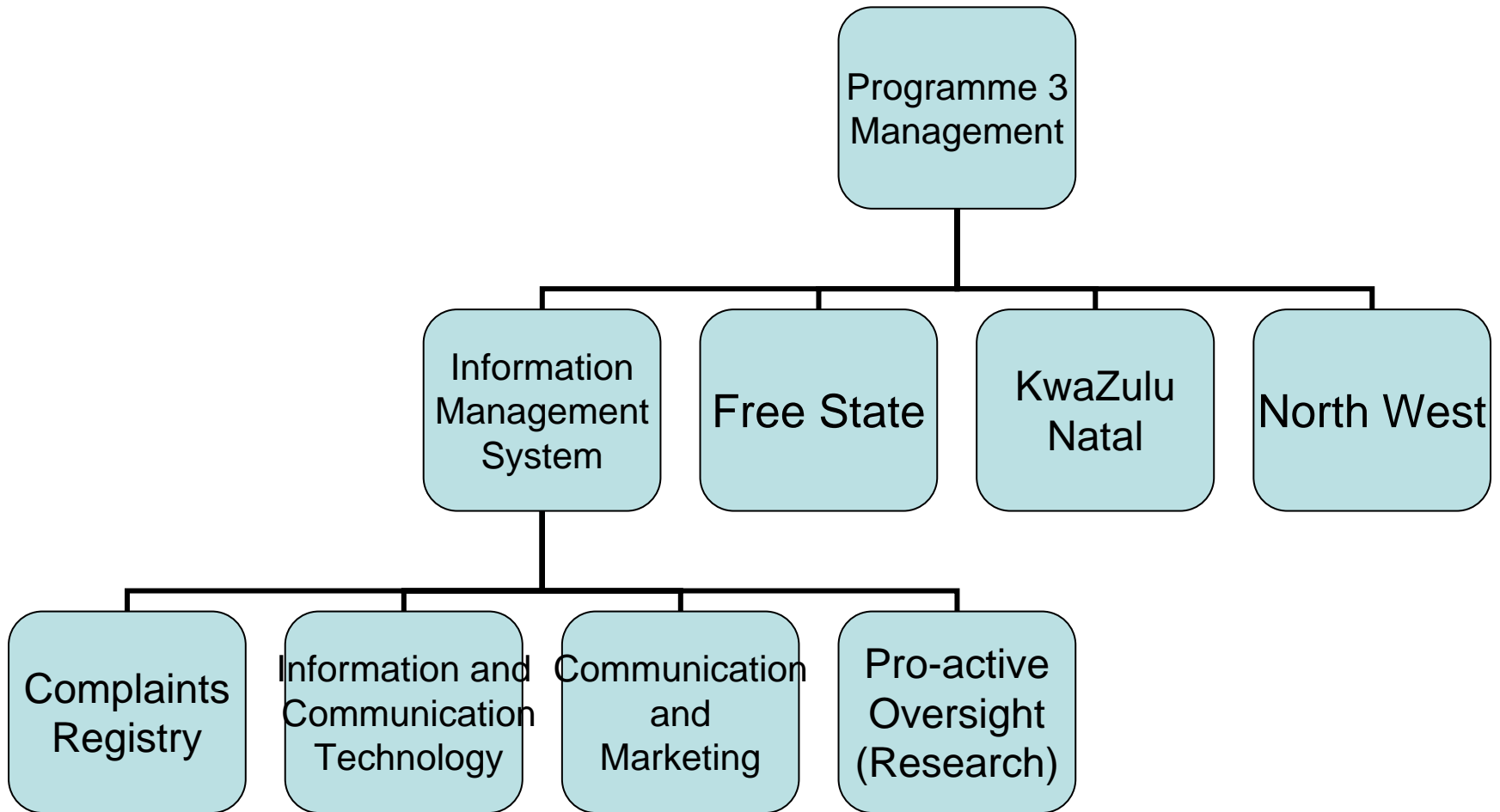
Purpose

- To ensure that new complaints are received, analyzed processed and registered.
- To maintain a database system which serves as a register for all ICD complaints.
- To manage information technology in order to ensure a smooth operation of all ICD IT systems.
- To consolidate and manage all ICD information needs with a view to facilitate access and sharing of knowledge and information.
- To manage all communication and marketing processes and activities with a view to facilitate the dissemination of information and promotion of ICD products and services to all stakeholders.
- To embark on various Proactive Oversight activities including research, station audits, monitoring, etc. with a view to making recommendations to address systemic problems in policing.

Measurable Objective

- The objective of the Programme: Information Management and Research is to maintain a current complaints register, allocate and follow-up on cases and, oversee the implementation of the DVA and analyze all information on the database, producing at least four reports annually recommending interventions to enhance human rights focused service delivery in policing. Further, to improve the management of information through technology and the dissemination of information in order to market the organization to various stakeholders

Structure



Performance 2005/06 cont...

Area	Output	Indicator	Target
Complaints Registry	Registration and allocation of new cases on the database.	Time within which cases are to be registered	24 hrs • Target met
		Time within cases are allocated after registration	48 hours • Target met inconsistently
	Updating the database with case developments.	Time within updating case developments.	Two(2) days

Performance 2005/06 cont...

Area	Output	Indicator	Target
Monitoring	Finalization of all applications for exemption in terms of DVA, received by ICD provincial offices within 30 days of such application.	Percentage of application for exemption finalization.	100% Within thirty (30) days of receipt • Target met
	Production of audit reports by ICD provincial offices reflecting the state of affairs concerning compliance with the DVA	Number of external audits.	Three (3) station audits per quarter per province • Reports produced by due date but tabling delayed

Performance 2005/06

Area	Output	Indicator	Target
Research	Production of qualitative reports containing recommendations.	Number of reports on systematic problems in policing.	Four (4) reports per annum • Target met
	Production of workshop report.	Number of workshops on systematic problems in policing.	(One) 1 workshop per annum • Target met

Performance 2005/06 cont...

Area	Output	Indicator	Target
Information Technology	Internal client satisfaction in terms of number of responses and response time.	Response time to request for support.	Response to 95% within four (4) hours •Target met
Communication	Prompt media responses	Time taken to respond to media enquiries.	Within 1 hour of receipt •Target met
	Community outreach activities.	Production of a report reflecting community outreach activities.	Three (3) per quarter per province •Target met

Key Deliverables

- Case Management System
- Information and Communication Technology Infrastructure
- Policy support to Minister and HOD
 - Budget Vote
 - Parliamentary Questions
- Marketing and Publicity Material
- Research
- Information Management
- Library Services
- Information Security

Key Deliverables

- 16 Days of Activism for No Violence Against Women and Children
 - 37 Communities visited
- Monitoring the implementation of the DVA
 - Applications for Exemption
 - DVA Reports
- Public Service Week
- Reporting and accountability
 - Annual Report
 - Media statements

Research Projects

- An investigation into the factors that contribute to the backlog of cases at the Independent Complaints Directorate
- An analysis of complainants' level of satisfaction with Independent Complaints Directorate services.
- An investigation into the extent of the South African Police Services' compliance with the Domestic Violence Act
- Establishing a cordial relationship between SAPS, ICD and civil society: Problems and Prospects

Statistics

Table 1: Deaths, Criminal Offences & Misconduct Case Intake		
Province	2005/6	Provincial Share
Eastern Cape	338	7%
Free State	494	10%
Gauteng	969	19%
KwaZulu-Natal	602	12%
Limpopo	369	7%
Mpumalanga	360	7%
North West	501	9%
Northern Cape	408	8%
Western Cape	1078	21%
TOTAL	5119	100%

Table 2: Deaths, Criminal Offences & Misconduct Cases Yearly Change

Province	2004/5	2005/6	Yearly Change
Eastern Cape	355	338	-5%
Free State	398	494	24%
Gauteng	1171	969	-17%
KwaZulu-Natal	728	602	-17%
Limpopo	462	369	-20%
Mpumalanga	412	360	-13%
North West	568	501	-12%
Northern Cape	439	408	-7%
Western Cape	1257	1078	-14%
TOTAL	5790	5119	-12%

Figure 1: ICD 2005/6 Case Intake by Case type

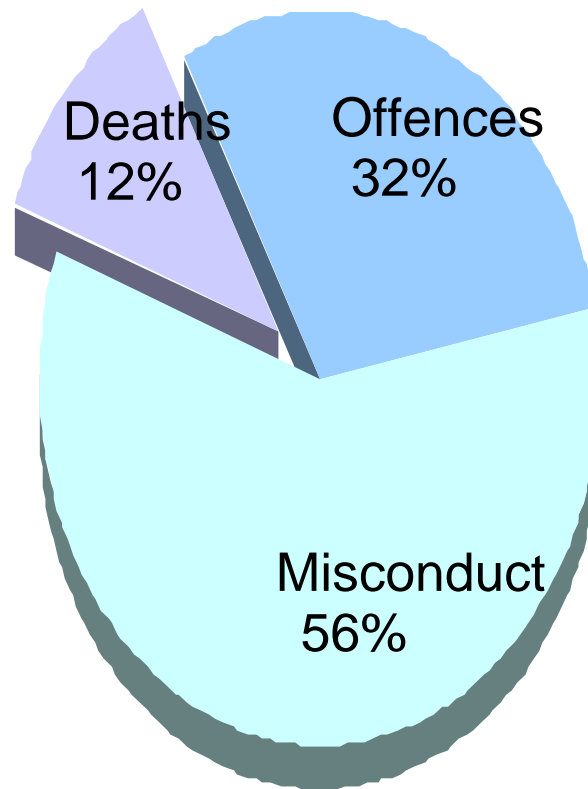


Figure 2: ICD Case Intake Yearly Change

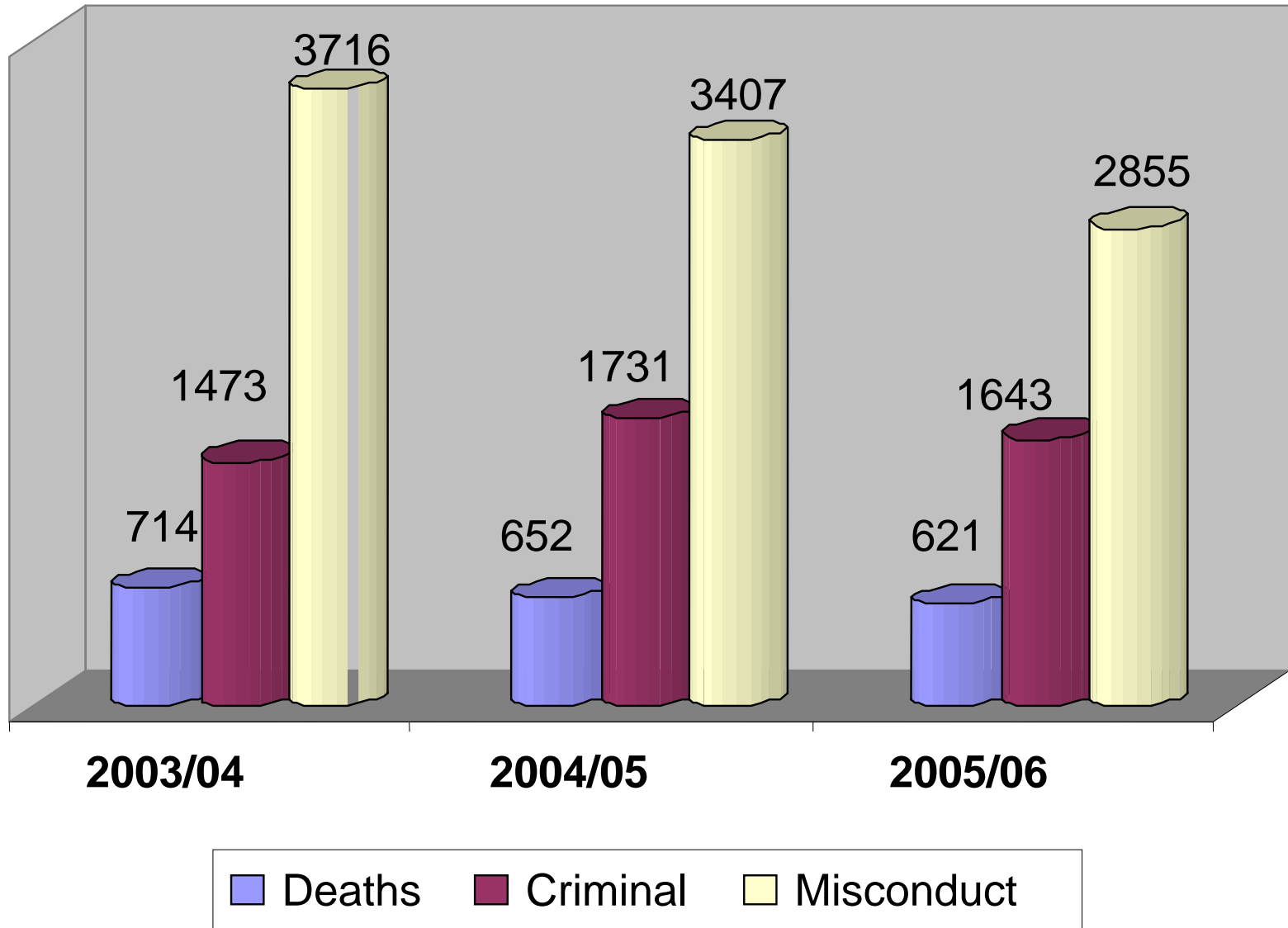


Table 3: Deaths in police custody and deaths due to police action

Province	2005/6	Percentage Share
Eastern Cape	97	16%
Free State	50	8%
Gauteng	128	21%
KwaZulu-Natal	139	22%
Limpopo	44	7%
Mpumalanga	45	7%
North West	44	7%
Northern Cape	18	3%
Western Cape	56	9%
TOTAL	621	100%

Table 4: Yearly Change Of Deaths

Province	2004/5	2005/6	Yearly Change
Eastern Cape	70	97	39%
Free State	38	50	32%
Gauteng	148	128	-14%
KwaZulu-Natal	175	139	-21%
Limpopo	52	44	-15%
Mpumalanga	55	45	-18%
North West	38	44	16%
Northern Cape	11	18	64%
Western Cape	65	56	-14%
TOTAL	652	621	-5%

Table 5: Deaths due to Municipal Police Services

Province	Accused Member Station	2005/6
Gauteng	Ekurhuleni Metro Police	2
	Jhb Metro Police	3
	Tshwane Metro Police	2
Western Cape	Cape Town City Police	1
TOTAL		8

Table 6A: Circumstances of Death per Province

2005/6	EC	FS	GP	KZN	LMP	MP	NW	NC	WC	TOT
	Deaths in police custody									
Natural causes	26	15	12	21	12	10	19	0	6	121
Suicide	15	3	24	2	3	3	5	9	11	75
Injured in custody	2	2	4	12	4	2	0	0	2	28
Injuries prior to arrest	5	1	23	26	1	3	6	0	6	71
Total	48	21	63	61	20	18	30	9	25	295

Table 6B	EC	FS	GP	KZN	LMP	MP	NW	NC	WC	TOT
2005/6	Death as a result of police action									
Shot during crime	10	0	10	42	2	7	3	1	11	86
Shot during escape	3	0	6	4	2	10	0	0	0	25
Shot during investigation	1	2	1	0	2	2	1	0	0	9
Shot during arrest	22	13	37	14	14	5	2	0	10	117
Innocent bystander shot by police	4	0	1	1	0	1	0	0	3	10
Assault by police	4	4	1	0	2	0	0	2	1	14
Negligence	0	2	4	14	0	2	0	2	2	26
Other intentional shooting	2	3	2	0	1	0	1	0	0	8
Vehicle accident	3	5	3	3	1	0	7	4	4	30
Total	49	29	65	78	24	27	14	9	31	326
GRAND TOTAL	97	50	128	139	44	45	44	18	56	621

Table 7: Criminal Offences Yearly Change

Province	2004/5	2005/6	Yearly Change
Eastern Cape	125	92	-26%
Free State	128	218	70%
Gauteng	354	327	-8%
KwaZulu-Natal	184	172	-7%
Limpopo	147	110	-25%
Mpumalanga	152	105	-31%
North West	195	149	-24%
Northern Cape	151	139	-8%
Western Cape	295	331	12%
TOTAL	1731	1643	-5%

Table 8: Misconduct Yearly Change

Province	2004/5	2005/6	Yearly Change
Eastern Cape	160	149	-7%
Free State	232	226	-3%
Gauteng	669	514	-23%
KwaZulu-Natal	369	291	-21%
Limpopo	263	215	-18%
Mpumalanga	205	210	2%
North West	335	308	-8%
Northern Cape	277	251	-9%
Western Cape	897	691	-23%
TOTAL	3407	2855	-16%

Table 9: Finalized & Substantiated Cases by Province

PROVINCE	Finalized 2005/6	Substantiated 2005/6	Subs Rate
Eastern Cape	138	58	42%
Free State	167	46	28%
Gauteng	666	51	8%
KwaZulu-Natal	363	149	41%
Limpopo	59	14	24%
Mpumalanga	98	15	15%
North West	705	106	15%
Northern Cape	16	11	69%
Western Cape	320	145	45%
TOTAL	2532	595	23%

Table 10: Finalized Cases by Type

Case type	Received 2005/6	Finalized 2005/6	Finalisation Rate
Death	295	275	93%
Criminal	890	552	62%
Misconduct	2326	1705	73%
TOTAL	3511	2532	72%

Table 11: Finalized & Substantiated Cases by Type

Case type	Finalized 2005/6	Substantiated 2005/6	Substantiation Rate
Death	275	25	9%
Criminal	552	59	11%
Misconduct	1705	511	29%
TOTAL	2532	595	23%

Table 12: Death Cases Finalized			
PROVINCE	Received 2005/6	Finalized 2005/6	Finalisation Rate
Eastern Cape	46	17	37%
Free State	34	20	59%
Gauteng	64	81	127%
KwaZulu- Natal	63	44	70%
Limpopo	21	7	33%
Mpumalanga	17	12	71%
North West	22	53	241%
Northern Cape	6	2	33%
Western Cape	22	39	177%
TOTAL	295	275	93%

Table 13: Criminal Cases Finalized			
PROVINCE	Received 2005/6	Finalized 2005/6	Finalisation Rate
Eastern Cape	48	28	58%
Free State	120	34	28%
Gauteng	183	135	74%
KwaZulu- Natal	99	74	75%
Limpopo	74	12	16%
Mpumalanga	45	20	44%
North West	72	181	251%
Northern Cape	60	3	5%
Western Cape	189	65	34%
TOTAL	890	552	62%

Table 14: Misconduct Cases Finalized

PROVINCE	Received 2005/6	Finalized 2005/6	Finalization Rate
Eastern Cape	135	93	69%
Free State	192	113	59%
Gauteng	415	450	108%
KwaZulu-Natal	261	245	94%
Limpopo	173	40	23%
Mpumalanga	162	66	41%
North West	213	471	221%
Northern Cape	172	11	6%
Western Cape	603	216	36%
TOTAL	2326	1705	73%

Table 15: Cases Due for Finalization by March 2006 (180 Days)

MONTH	DEATHS	CRIMINAL OFFENCES	Strategic Targets	
April	49	140	DEATHS Strategic Target (60%)	CRIMINAL Strategic Target (50%)
May	43	153	177	445
June	45	132		
July	49	149		
August	53	159		
Septem ber	56	157		
TOTAL	295	890		

Table 16: Cases Due for Finalisation by March 2006 (90 Days)

MONTH	MISCONDUCT	Strategic Target (60%)
April	300	MISCONDUCT
May	272	
June	247	
July	274	
August	297	
September	241	
October	277	
November	268	
December	150	
TOTAL	2326	1396

Table 17A: Convictions

Province	Charge	Penalty
Eastern Cape	Culpable Homicide	30 Months correctional supervision
Eastern Cape	Common Assault	Suspended Sentence
Eastern Cape	Culpable Homicide (2 Counts)	3 years correctional supervision
Eastern Cape	Contravention of Reg 18 (30)	Written warning
Eastern Cape	Assault GBH	8 years imprisonment
Free State	Murder and Attempted Murder	Murder - 12 years imprisonment, Attempted Murder - 3 years Concurrently
Free State	Assault GBH	Jail 6 months, Suspended for 36 months, fine R 1000

Table 17B: Convictions

Province	Charge	Penalty
Gauteng	Murder	Six Years imprisonment and suspended for five years
Gauteng	Murder	Sentenced for 15 years imprisonment and declared unfit to possess a firearm
Gauteng	Murder	Criminally - Pending, Departmentally - Guilty and was dismissed
Gauteng	Breaking and entering	Member was sent to counselling
Gauteng	Drunken driving	Fined R500.00 and it was suspended for 12 months
KwaZulu Natal	Murder	15 years imprisonment
KwaZulu Natal	Murder	6 years imprisonment, 2 of which are suspended

Table 17C: Convictions

Province	Charge	Penalty
KwaZulu Natal	Perjury	3 years suspended
Limpopo	Murder	15 years imprisonment
Limpopo	Culpable Homicide	R 20 000 fine or 2 years imprisonment
Mpumalan ga	Assault and Theft	R 20 000 fine or 1 year imprisonment
Mpumalan ga	Murder	R 2000 fine or 8m imprisonment
North West	Murder and Pointing of Firearm	10 years imprisonment
North West	Murder	Jail 48m, Suspended for 36m
North West	Culpable Homicide	Culpable homicide, 4 years imprisonment or R 20 000 fine

Table 17D: Convictions

Province	Charge	Penalty
North West	Regulation 20 (f), Regulation 20 (z) and Regulation 20 (a)	R 500 fine, departmental R 100 fine suspended for 6 months
Northern Cape	Murder	Guilty: 5 yrs imprisonment and 3 yrs suspended
Northern Cape	Defeating the ends of Justice	Accused 1: Guilty, sentenced to R4000-00 or 6 months imprisonment plus 6 months imprisonment suspended for 4 years. Accused 2: Guilty on attempted defeating ends of justice and negligent driving. Fined R200- 00 or 25 days in prison
Western Cape	Assault	R 2000 fine or 12m suspended for 5 years
Western Cape	Murder and Reg 18(3) performs an act which constitutes an offence	Guilty of murder, 10 years imprisonment

Table 18A: Acquittals and Nolle Prosequi

Province	Charge	Penalty/Outcome
Eastern Cape	Murder	Not Guilty
Eastern Cape	Murder	Not Guilty
Eastern Cape	Assault GBH	Not Guilty
Eastern Cape	Assault GBH	Not Guilty
Eastern Cape	Assault GBH	Not Guilty
Free State	Murder / Culpable Homicide	Not Guilty
Free State	Culpable Homicide	DPP declined to prosecute
Free State	Intimidation	Not Guilty
Gauteng	Contravention of Regulation 18(1)(c) and 18(3)	Not Guilty
Gauteng	Assault	Not Guilty
Gauteng	Murder	Not Guilty

Table 18B: Acquittals and Nolle Prosequi

Province	Charge	Penalty/Outcome
Gauteng	Murder	Not Guilty
Gauteng	Negligence to perform duties	Not Guilty
KwaZulu Natal	Assault GBH	Not Guilty
Limpopo	Torture	Dismissed
Limpopo	Assault GBH	DPP declined to prosecute
Limpopo	Murder	Not guilty and discharged
Limpopo	Murder	Declined to prosecute
Limpopo	Attempted Murder	Declined to prosecute
Limpopo	Murder	Not guilty and discharged
Limpopo	Using vehicle without the owner's consent	DPP declined to prosecute
Limpopo	Assault GBH	Not guilty and discharged
North West	Culpable Homicide and Assault GBH	Not Guilty
North West	Assault	Not Guilty

Table 18C: Acquittals and Nolle Prosequi

Province	Charge	Penalty/Outcome
North West	Assault and Defeating the ends of Justice	Not Guilty
North West	Contravention of Regulation 18.(3) and Regulation 18(17) (c)	Not Guilty
North West	Assault	Not Guilty
North West	Contravention of protection order	Not Guilty
Northern Cape	Assault	Not Guilty
Western Cape	Contravention of R18(3) and R18(21) - Improper conduct	Not Guilty
Gauteng	Assault GBH, Assault Common, Intimidation	Not Guilty
Gauteng	Assault GBH, Assault Common, Intimidation	Not Guilty
Gauteng	Murder	Not Guilty

Table 18D: Acquittals and Nolle Prosequi

Province	Charge	Penalty/Outcome
Gauteng	Murder	Not Guilty
Gauteng	Defeating the ends of Justice	In departmental case, but criminal case still pending.
Northern Cape	Assault GBH	Not Guilty
Northern Cape	Assault GBH	Not Guilty